



advanced FLOW engineering  
 252 Granite St,  
 Corona, CA 92879  
 Support: 951-493-7185  
 www.aFePOWER.com

# aFe Silver Bullet

Throttle Body Spacer  
**Part Number**  
**46-38006**



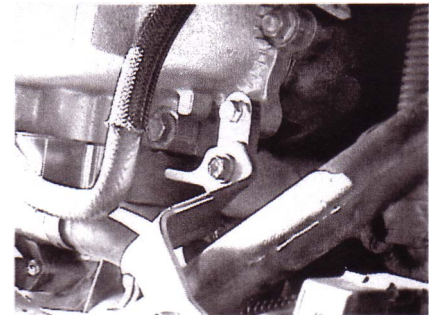
## Important!

Please verify the parts list and read all instruction steps before you begin installation.

Make:	Model:	Year	Engine
Toyota	4Runner	2002-2004	V8-4.7L Non VVT-i
Toyota	Land Cruiser	2008-2019	V8-4.7L
Toyota	Sequoia	2001-2004	V8-4.7L
Toyota	Tundra	2008-2019	V8-4.7L
Lexus	LX 570	2008-2019	V8-4.7L

1. Remove throttle body trim cover. Remove both trim cover supports. Remove the air cleaner duct from throttle body. Unbolt the throttle linkage from the intake.
2. Remove the two nuts and two bolts from the throttle body. Remove the throttle body from the intake plenum. Remove two upper studs from the intake plenum.
3. Leaving the OE gasket on the intake plenum, place the Silver Bullet spacer (engraved side towards throttle body) then new gasket in between the throttle body and the helix on intake plenum. Secure with the new longer bolts supplied with this kit. Torque the assembly to 15 ft/lbs.
4. (Note: 2003-2004 models that do not have a throttle cable proceed to step 5) Install the throttle linkage extender plate to plenum (original stock location) with OE nuts. (Note: it may be necessary to back the attaching studs out 2-4 turns) Reinstall the throttle linkage to the extender plate and use the supplied hardware to secure it to the new extender plate. Torque bolts to 10 ft/lb. Install the one-inch extender on the driver's-side cover support with the longer bolt and washer; now secure the support with your stock bolt. Reinstall left-hand trim cover support.
5. Reinstall the air cleaner duct to the throttle body. Reinstall the throttle body trim cover.

**NOTE: This part has been exempt by the California Air Resources Board (C.A.R.B.) and issued an Executive Order (E.O.). If part does not come with C.A.R.B. E.O. sticker already placed on device, it is necessary to place the sticker on or near the device on a smooth, clean surface. The C.A.R.B. E.O. sticker is required to pass the smog test inspections in the state of California.**



### Parts List

- 1 Silver Bullet Spacer
- 1 Gasket
- 2 8mmx65mm bolts
- 4 8mmx100mm bolts
- 4 8mm flat washers
- 1 throttle linkage extender plate
- 2 .75"x5/16" bolts & lock washers
- 2 5/16" nuts
- 1 one-inch extender
- 1 6mmx25mm bolt
- 1 6mm washer