



**70-6513
INSTALLATION
INSTRUCTIONS**

1994-96
Jeep Grand Cherokee
AMP Bypass Harness

1-800-221-0932 www.metraonline.com
© COPYRIGHT 2001 METRA ELECTRONICS CORPORATION



**70-6513
INSTALLATION
INSTRUCTIONS**

1994-96
Jeep Grand Cherokee
AMP Bypass Harness

1-800-221-0932 www.metraonline.com
© COPYRIGHT 2001 METRA ELECTRONICS CORPORATION



**70-6513
INSTALLATION
INSTRUCTIONS**

1994-96
Jeep Grand Cherokee
AMP Bypass Harness

1-800-221-0932 www.metraonline.com
© COPYRIGHT 2001 METRA ELECTRONICS CORPORATION



**70-6513
INSTALLATION
INSTRUCTIONS**

1994-96
Jeep Grand Cherokee
AMP Bypass Harness

1-800-221-0932 www.metraonline.com
© COPYRIGHT 2001 METRA ELECTRONICS CORPORATION



**70-6513
INSTALLATION
INSTRUCTIONS**

1994-96
Jeep Grand Cherokee
AMP Bypass Harness

1-800-221-0932 www.metraonline.com
© COPYRIGHT 2001 METRA ELECTRONICS CORPORATION



**70-6513
INSTALLATION
INSTRUCTIONS**

1994-96
Jeep Grand Cherokee
AMP Bypass Harness

1-800-221-0932 www.metraonline.com
© COPYRIGHT 2001 METRA ELECTRONICS CORPORATION



**70-6513
INSTALLATION
INSTRUCTIONS**

1994-96
Jeep Grand Cherokee
AMP Bypass Harness

1-800-221-0932 www.metraonline.com
© COPYRIGHT 2001 METRA ELECTRONICS CORPORATION



**70-6513
INSTALLATION
INSTRUCTIONS**

1994-96
Jeep Grand Cherokee
AMP Bypass Harness

1-800-221-0932 www.metraonline.com
© COPYRIGHT 2001 METRA ELECTRONICS CORPORATION



REV. 110503

FACTORY AMP LOCATIONS:

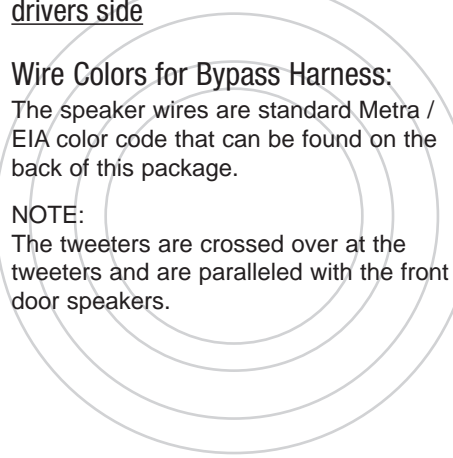
Under the passenger rear seat on the drivers side

Wire Colors for Bypass Harness:

The speaker wires are standard Metra / EIA color code that can be found on the back of this package.

NOTE:

The tweeters are crossed over at the tweeters and are paralleled with the front door speakers.



REV. 110503

FACTORY AMP LOCATIONS:

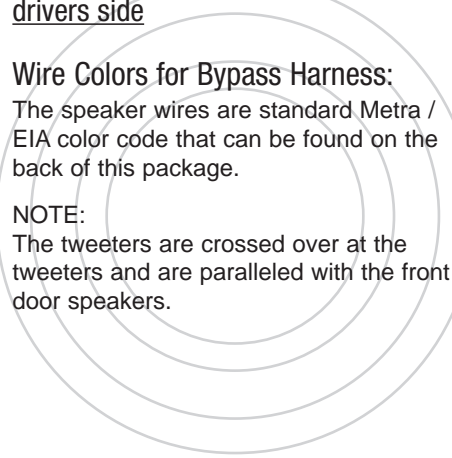
Under the passenger rear seat on the drivers side

Wire Colors for Bypass Harness:

The speaker wires are standard Metra / EIA color code that can be found on the back of this package.

NOTE:

The tweeters are crossed over at the tweeters and are paralleled with the front door speakers.



REV. 110503

FACTORY AMP LOCATIONS:

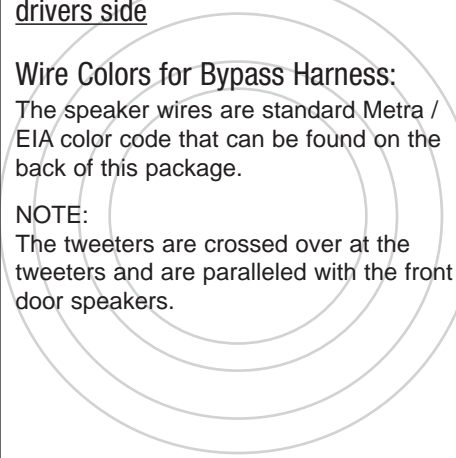
Under the passenger rear seat on the drivers side

Wire Colors for Bypass Harness:

The speaker wires are standard Metra / EIA color code that can be found on the back of this package.

NOTE:

The tweeters are crossed over at the tweeters and are paralleled with the front door speakers.



REV. 110503

FACTORY AMP LOCATIONS:

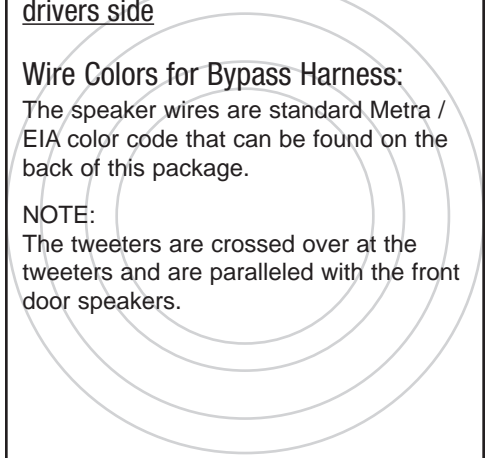
Under the passenger rear seat on the drivers side

Wire Colors for Bypass Harness:

The speaker wires are standard Metra / EIA color code that can be found on the back of this package.

NOTE:

The tweeters are crossed over at the tweeters and are paralleled with the front door speakers.



REV. 110503

FACTORY AMP LOCATIONS:

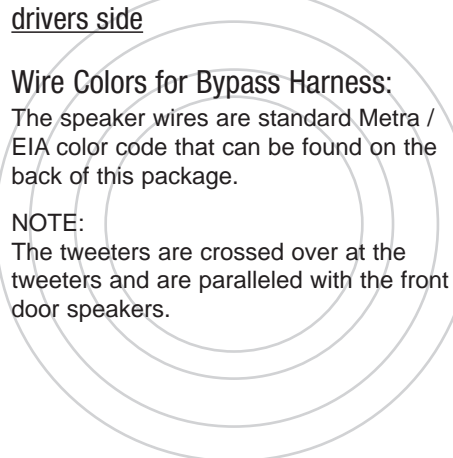
Under the passenger rear seat on the drivers side

Wire Colors for Bypass Harness:

The speaker wires are standard Metra / EIA color code that can be found on the back of this package.

NOTE:

The tweeters are crossed over at the tweeters and are paralleled with the front door speakers.



REV. 110503

FACTORY AMP LOCATIONS:

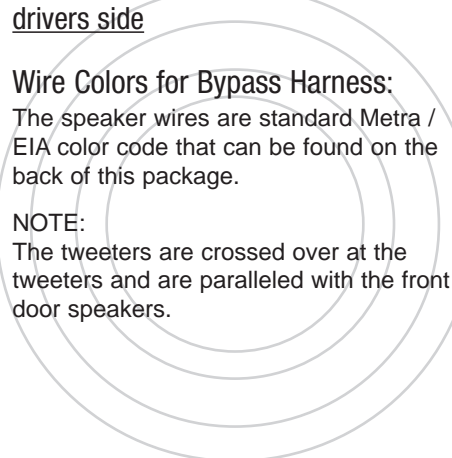
Under the passenger rear seat on the drivers side

Wire Colors for Bypass Harness:

The speaker wires are standard Metra / EIA color code that can be found on the back of this package.

NOTE:

The tweeters are crossed over at the tweeters and are paralleled with the front door speakers.



REV. 110503

FACTORY AMP LOCATIONS:

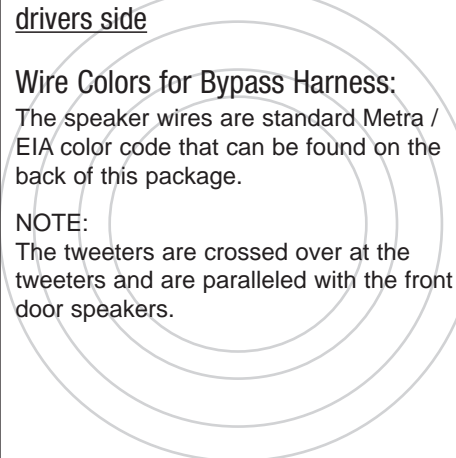
Under the passenger rear seat on the drivers side

Wire Colors for Bypass Harness:

The speaker wires are standard Metra / EIA color code that can be found on the back of this package.

NOTE:

The tweeters are crossed over at the tweeters and are paralleled with the front door speakers.



REV. 110503

FACTORY AMP LOCATIONS:

Under the passenger rear seat on the drivers side

Wire Colors for Bypass Harness:

The speaker wires are standard Metra / EIA color code that can be found on the back of this package.

NOTE:

The tweeters are crossed over at the tweeters and are paralleled with the front door speakers.

