



INSTALLATION INSTRUCTIONS

MSD Pro-Billet Front Drive Distributor Chevrolet Small Block, PN 8510 - Big Block, PN 8520

Parts Included:

1 - Distributor Assembly	1 - 7/16" Washer	1 - Wire Retainer
4 - Socket Cap Screws, 1/4"-20	1 - Cam Adapter	1 - Coil Wire Retainer
4 - 1/4" Washers	1 - Timing Belt	2 - Wire Retainer Screws
1 - 12-Point 7/16"- 20 Bolt	1 - Timing Belt Pulley	

Note: MSD currently offers two distributor plugs for Chevrolet engines; PN 8513 for cam driven oil pumps and PN 8512 for dry sump oil systems.

ASSEMBLY

Prior to installation, it is recommended to position the engine at your desired timing.

1. Install the distributor assembly using the four supplied socket head cap screws and washers (Figure 1).
2. Install the camshaft pulley with the supplied cam adapter, washer and 12-point bolt (Figure 2). Note that the threads are reversed. Coat the threads of the bolt with 30-weight motor oil or ARP moly lube. Torque it to 90 lb-ft with motor oil or 70 lb-ft with the ARP lube. Loop the belt over the timing belt pulley.
3. With number one cylinder at the desired timing, position the rotor so it is aligned with the terminal that will be number one in the firing order. This is recommended to get the rotor phasing close enough to run the engine. Rotor phasing should be checked and adjusted with the engine running.
4. With the rotor tip aligned, adjust the tension of the distributor drive belt. This is adjusted with the three bolts on the back of the housing (Figure 3). Squeeze the belt in the middle until there is about one inch between the belt with light pressure.

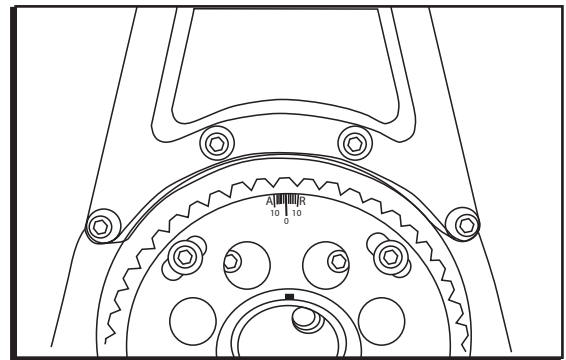


Figure 1 Installing the Distributor Bracket.




Figure 2 Installing the Timing Belt Pulley.

ROTOR PHASING

Rotor phasing can be adjusted by loosening the band clamp and rotating the head assembly. It is recommended to modify a distributor cap by drilling a hole near the terminal so you can see exactly where the rotor tip is in relation to the cap terminal when the ignition fires. See the supplied Tech Bulletin concerning Rotor Phasing for more details.

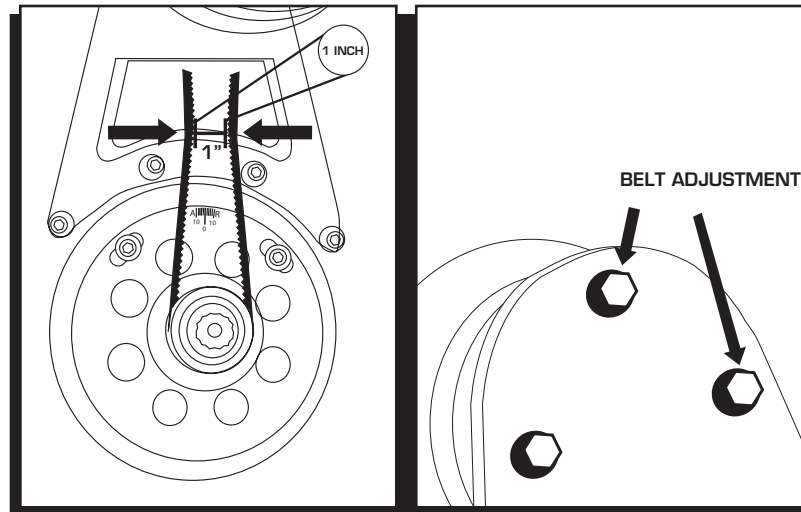


Figure 3 Adjusting the Belt Tension.

Replacement Parts

Cap	PN 8408
Rotor	PN 8423
Band Clamp	PN 8146

Replacement Belts

Belt	PN 8722
-0.119 Center Distance	PN 8724
Pulley Kit	PN 8721

Service

In case of malfunction, this MSD component will be repaired free of charge according to the terms of the warranty. When returning MSD components for service, Proof of Purchase must be supplied for warranty verification. After the warranty period has expired, repair service is charged based on a minimum and maximum charge.

All returns must have a Return Material Authorization (RMA) number issued to them before being returned. To obtain an RMA number please contact MSD Customer Service at (915) 855-7123 or fax a request to (915) 857-3344. Send the unit prepaid with proof of purchase to the attention of: **MSD Ignition, Customer Service - RMA #, 12120 Esther Lama, Dock 5, El Paso, Texas 79936.**

When returning the unit for repair, leave all wires at the length in which you have them installed. Be sure to include a detailed account of any problems experienced, and what components and accessories are installed on the vehicle.

The repaired unit will be returned as soon as possible after receipt, COD for any charges. (Ground shipping is covered by warranty). All units are returned regular UPS unless otherwise noted. For more information, call the MSD Customer Service Line (915) 855-7123. MSD technicians are available from 7:00 a.m. to 6:00 p.m. Monday - Friday (mountain time).

Limited Warranty

MSD IGNITION warrants MSD Ignition products to be free from defects in material and workmanship under normal use and if properly installed for a period of one year from date of purchase. If found to be defective as mentioned above, it will be replaced or repaired if returned prepaid along with proof of date of purchase. This shall constitute the sole remedy of the purchaser and the sole liability of MSD Ignition. To the extent permitted by law, the foregoing is exclusive and in lieu of all other warranties or representations whether expressed or implied, including any implied warranty of merchantability or fitness. In no event shall MSD Ignition be liable for special or consequential damages.