

MSD **IGNITION** **INSTALLATION INSTRUCTIONS**

MSD Tach Driver PN 8913

Parts Included:

1 - Tach Driver, PN 8913
3 - Mounting Screws

1 - Butt Connector
2 - Bullet Connectors

Caution: The Tach Driver cannot be used with a Capacitive Discharge Ignition (such as an MSD Ignition Control). The voltage on the coil positive must be below 18 Volts.

INSTALLATION

Note: It is recommended to have a wiring schematic of your vehicle's ignition system to clearly identify the Coil Positive (12 Volt) supply wiring.

The MSD Tach Driver wires inline on the positive 12 volt supply wire. It senses current on the coil positive wire and converts it to a 12 volt signal output. To install the Tach Driver, the coil positive wire must be identified for your application. Once the wire has been located it is recommended to check for 12 volts using a volt meter. Connect the meter and turn the ignition On. In some cases, the engine must be cranked over in order to see 12 volts.

The Tach Driver is designed to be mounted under the hood. The circuits are potted in polyurethane for water resistance and vibration protection. Position the Driver away from excessive heat sources and mark the locations of the three mounting holes. Use a 5/32" bit to drill the holes and secure the unit with the supplied screws.

Route the wires away from direct heat sources, moving components and sharp edges. Use the supplied bullet terminals on the 12 volt coil wire. (These terminals are supplied so the wiring can be returned to stock if ever desired.) The butt splice crimp connector is used for the Gray tach output lead and the tach trigger wire.

WIRING

Red	Input, connects to the ignition 12 volt supply coming from the ignition switch.
Red/Green	Output, connects to the coil positive wire.
Black	Connects to engine ground.
Gray	Tach output signal wire. Connects to the Tach trigger wire or other rpm operated component.

Following are several wiring diagrams. If you do not see your application, contact our Customer Support Department at (915) 855-7123 or email; msdtech@msdignition.com.

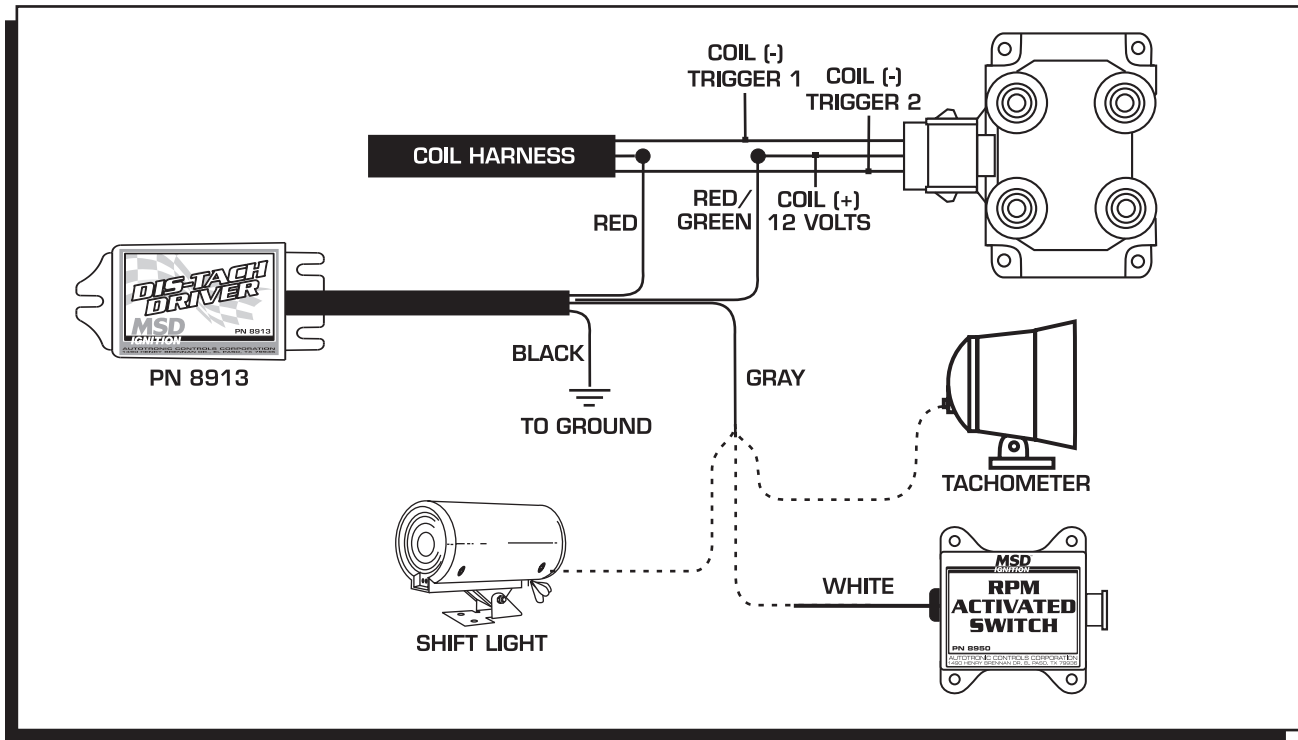


Figure 1 Connecting to a Coil Pack.

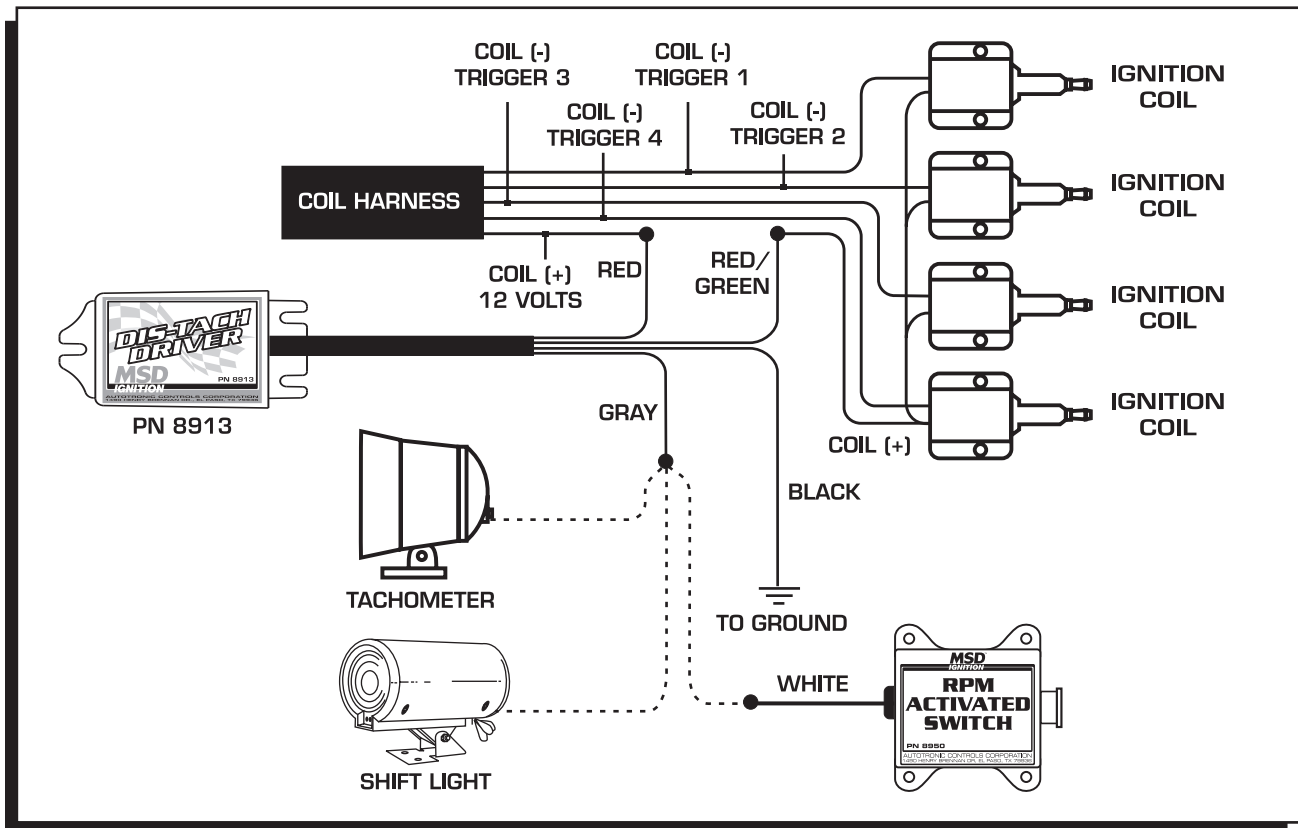


Figure 2 Connecting to an Individual Coil System.

Note: It is recommended to have a wiring schematic of your vehicle's ignition system to clearly identify the Coil Positive (12 Volt) supply wiring.

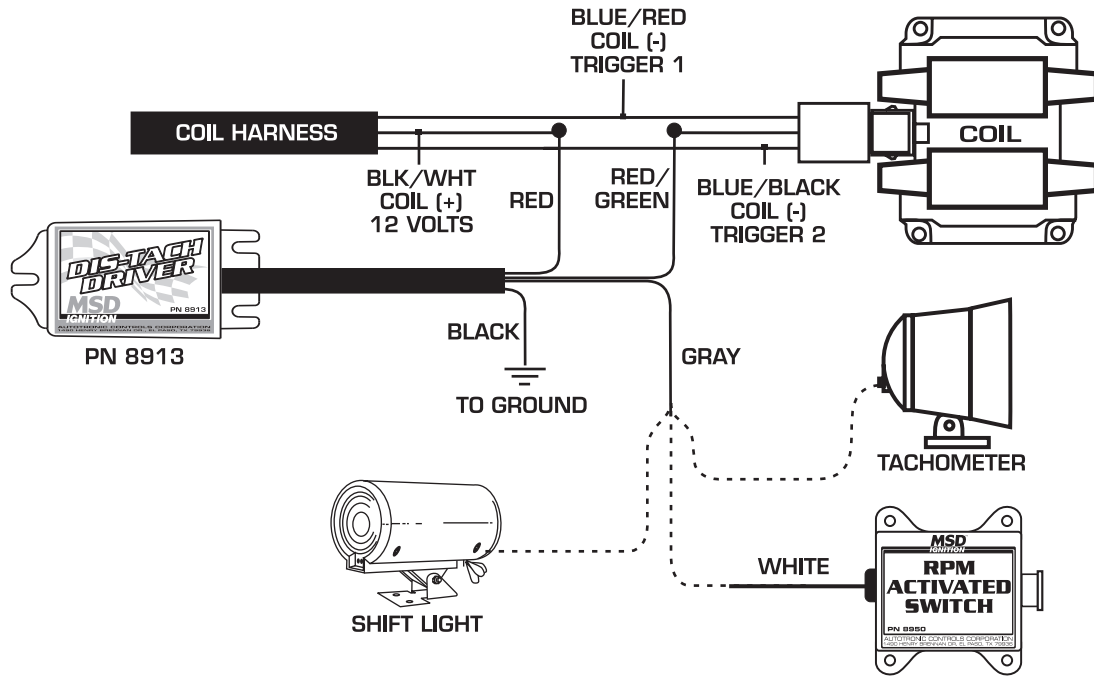


Figure 3 Connecting to Mitsubishi Eclipse and Eagle Talon.

Note: It is recommended to have a wiring schematic of your vehicle's ignition system to clearly identify the Coil Positive (12 Volt) supply wiring.

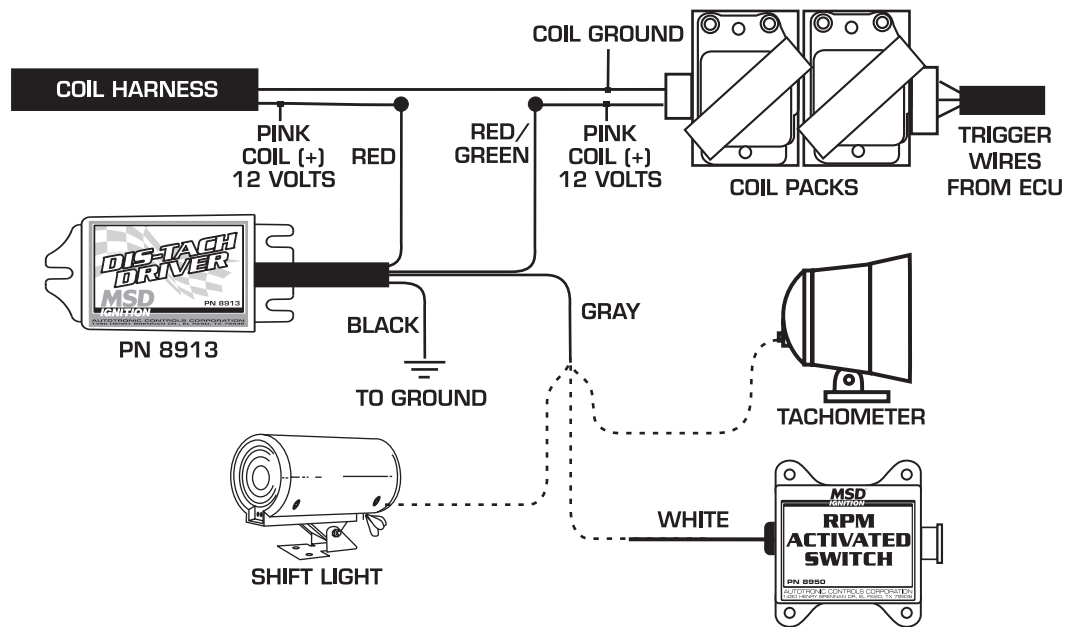


Figure 4 Connecting GM Coil Pack Ignition.

Note: It is recommended to have a wiring schematic of your vehicle's ignition system to clearly identify the Coil Positive (12 Volt) supply wiring.

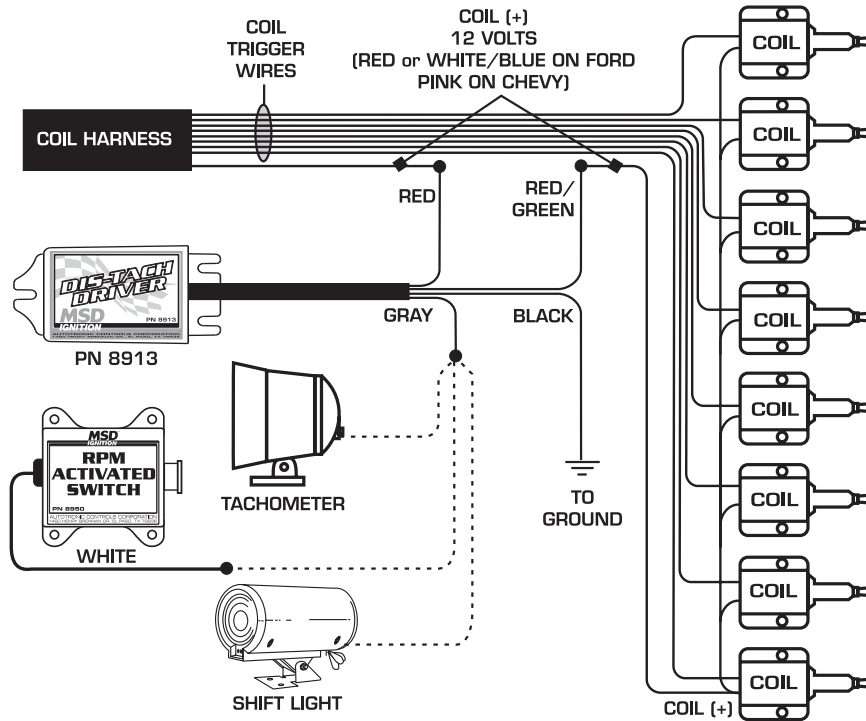


Figure 5 Connecting to Coil Per Cylinder Ford and Chevy.

Service

In case of malfunction, this MSD component will be repaired free of charge according to the terms of the warranty. When returning MSD components for service, **Proof of Purchase** must be supplied for warranty verification. After the warranty period has expired, repair service is charged based on a minimum and maximum charge.

All returns must have a Return Material Authorization (RMA) number issued to them before being returned. To obtain an RMA number please contact MSD Customer Service at 1 (888) MSD-7859 or visit our website at www.msdisignition.com/rma to automatically obtain a number and shipping information.

When returning the unit for repair, leave all wires at the length in which you have them installed. Be sure to include a detailed account of any problems experienced, and what components and accessories are installed on the vehicle.

The repaired unit will be returned as soon as possible after receipt. (Ground shipping is covered by warranty). All units are returned regular UPS unless otherwise noted. For more information, call MSD Ignition at (915) 855-7123. MSD technicians are available from 7:00 a.m. to 6:00 p.m. Monday - Friday (mountain time).

Limited Warranty

MSD IGNITION warrants MSD Ignition products to be free from defects in material and workmanship under normal use and if properly installed for a period of one year from date of purchase. If found to be defective as mentioned above, it will be replaced or repaired if returned prepaid along with proof of date of purchase. This shall constitute the sole remedy of the purchaser and the sole liability of MSD Ignition. To the extent permitted by law, the foregoing is exclusive and in lieu of all other warranties or representations whether expressed or implied, including any implied warranty of merchantability or fitness. In no event shall MSD Ignition be liable for special or consequential damages.