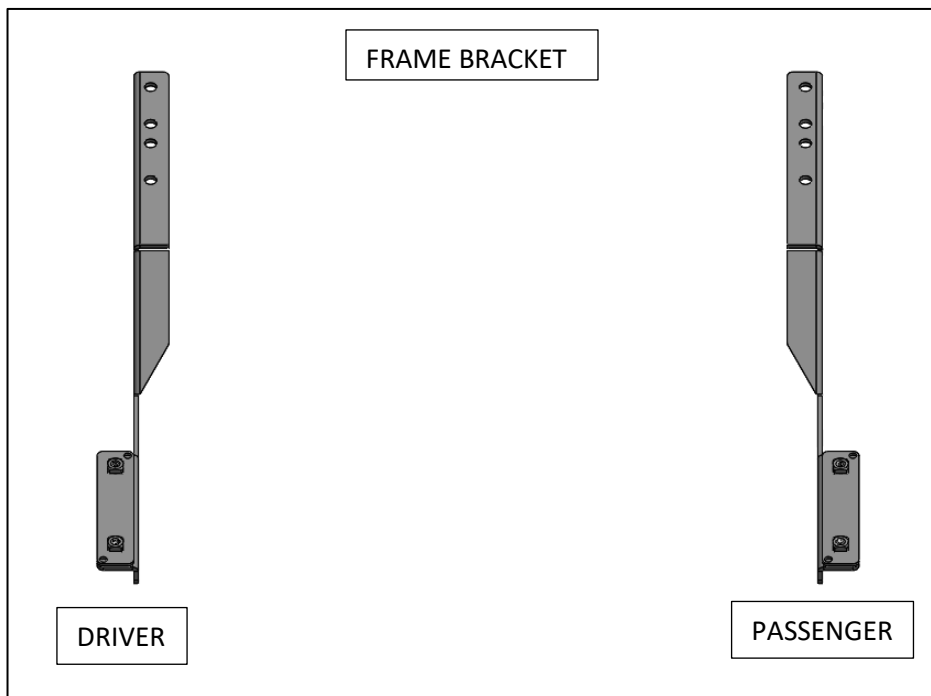
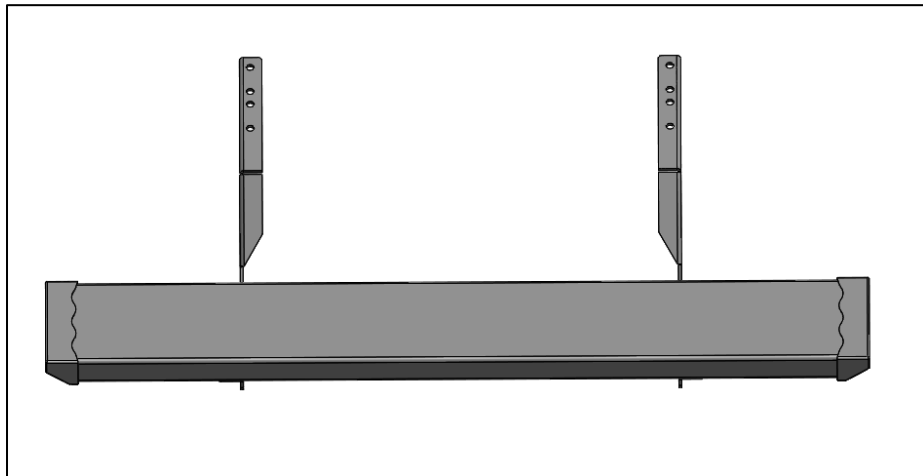




I-SHEET PART NUMBER: INST-000165  
 PART NUMBER: **GFF19VR-TX**  
 PRODUCT: **GROWLER RUNNING BOARD**  
 (REAR STEP)  
 APPLICATION: **19-20 FORD TRANSIT VAN**

HARDWARE DESCRIPTION		QTY.
<b>HWKT-05815X</b>		
FLHB-00688X	3/8"-16 X 1" GRADE 5 HEX SERRATED FLANGE	4


PARTS INCLUDED	QTY
55" RUNNING BOARD	1
DRIVER SIDE MOUNTING BRACKET	1
PASSENGER SIDE MOUNTING BRACKET	1
THREADED NUT PLATE	2



**Step 1:** If your vehicle is equipped with a tow hook, remove it and discard.



**Step 2:** Remove driver side and passenger side frame bolts and set aside. Save the bolts for the installation.



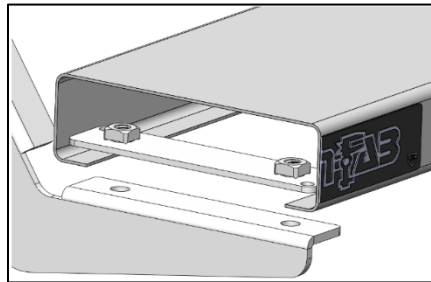
**Step 3:** Install the driver and passenger side-mounting bracket using the factory bolts removed from **Step 2**.

**NOTE:** *There are two mounting positions for two styles of bumpers. Select mounting position for your vehicle.*

**Step 4:** Next, center the running board step along the two brackets.



**Step 5:** Install the (x2) threaded nut plates and fasten using the supplied 3/8" x 1" Hex flanged bolts. Leave loose for now.



**Step 6:** After final adjustment, tighten all running board threaded mounts and frame bracket bolts.

