



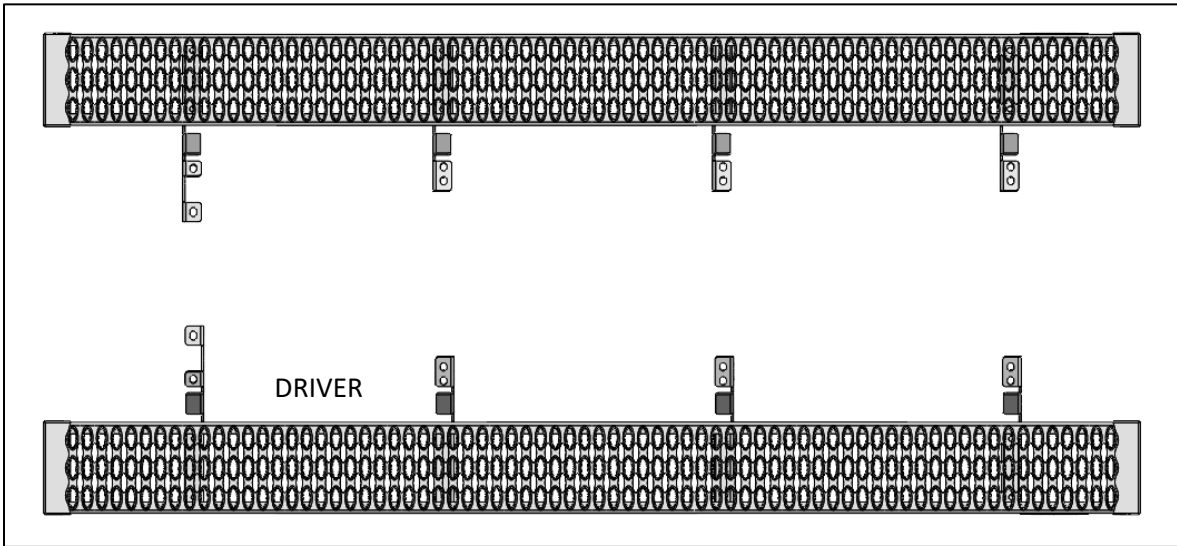
I-SHEET NUMBER: INST-00330  
 PART NUMBER: T22-CCTX  
 PRODUCT: **Growler Running Board**  
 APPLICATION: **22-C Tundra Crew Max**

HARDWARE DESCRIPTION		QTY.
HWKT-00025X		
FLBW-00894	M8-1.25 X 30MM CLASS 8.8 FLANGE CAP SCREW W/WASHER	16
FLHB-00688	3/8"-16 X 1" GRADE 5 HEX SERRATED FLANGE BOLT	16

PARTS INCLUDED	QTY
Running Boards	2
Rocker Panel mounting Brackets	8
Threaded clamp plates	8

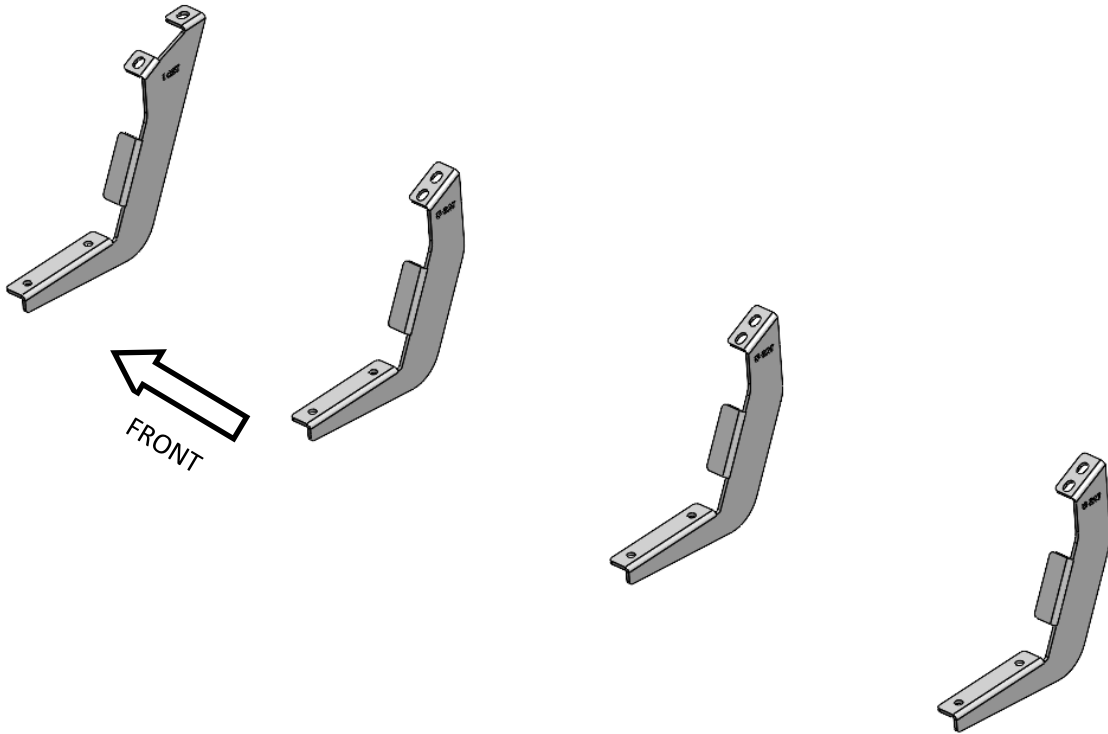


# GROWLER




**Step 1** Beginning with the driver side, remove the factory hardware and discard.

**Step 2** Next, install the (X4) rocker panel mounting brackets with the supplied M8x25mm Hex bolts with integrated washers and leave loose.



**Step 3:** Set running board along the top of all four brackets and center along the cab.

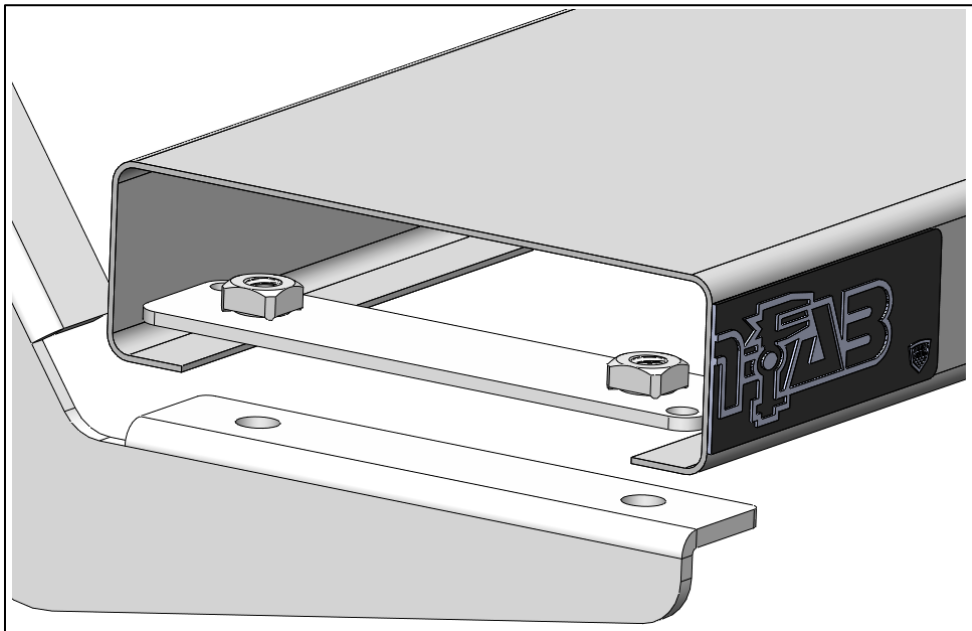


**Step 4:** Insert the supplied threaded brackets (x4) inside the running board lip over the top of each bracket.

**Step 5:** With the supplied 3/8" x 1" hex bolts, secure each mounting location and leave loose.

**Step 6:** After final adjustment, tighten all running board threaded mounts.

**Step 7:** Next, adjust frame brackets so the running board is level with body of the vehicle and tighten all factory-mounting locations.



**Step 8:** Re-peat steps 2-7 for passenger side.