



Canopy Cover Installation Instructions


**For: CJ-7, Wrangler, 1976 - 1991
Wrangler, 1992 - 1995
Wrangler, 1997 - 2002**

**Part Number: 41727
Part Number: 41728
Part Number: 41729**

Special Note: This cover is to be installed on the vehicle without a complete top in place. The bows should be folded down if installation is on a soft top Wrangler.

This cover may be installed over a Duster and Bikini.

The adjustable straps are designed to fit the "stock" model, and may not latch to various steps and rocker guards added to vehicle.



WARNING

This product is designed primarily to protect the interior of the vehicle from ordinary weather conditions. Please note that during prolonged exposure to heavy rain or snow, some seam leakage may occur. Please plan accordingly. This product will not protect the vehicle from falling objects. Never operate vehicle with this product installed. The Canopy Cover is not made to cover vehicle while vehicle is in tow.

Installation Tips

After completing the installation, keep these instructions for future reference. Before you begin installing this Canopy Cover, read all instructions thoroughly. Below are a few tips to make this installation easier.

Note:

It is normal for the fabric to contract and wrinkle when stored in the shipping carton. Within a few days after the installation, the fabric will relax and the wrinkles will disappear.

Canopy Cover Installation

Parts List

Canopy Cover Fabric Qty - 1

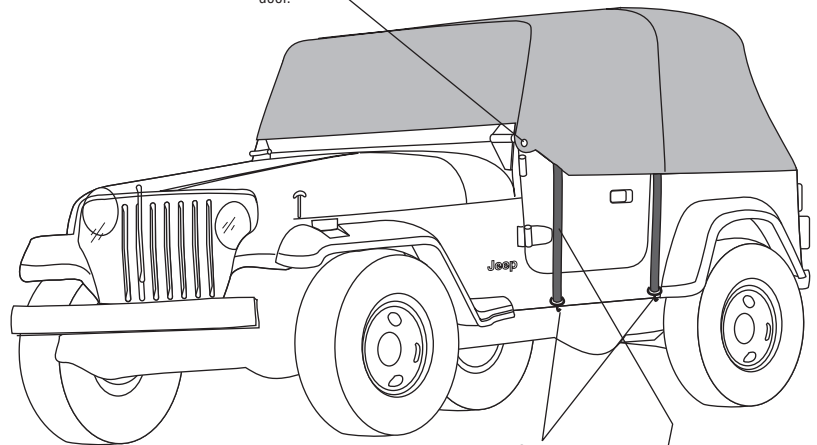
Preparing the Vehicle for Installation of the Canopy Cover

- Make certain that the vehicle engine and all lights are turned off.
- Set the Emergency (Parking) Brake.
- Remove all personal possessions from the vehicle.

Step One

Orient the Canopy Cover with the large elastic loops toward the back and the web straps on the sides. Drape the Canopy Cover over the vehicle.

Snap- for 41728 only attaches to the front door.



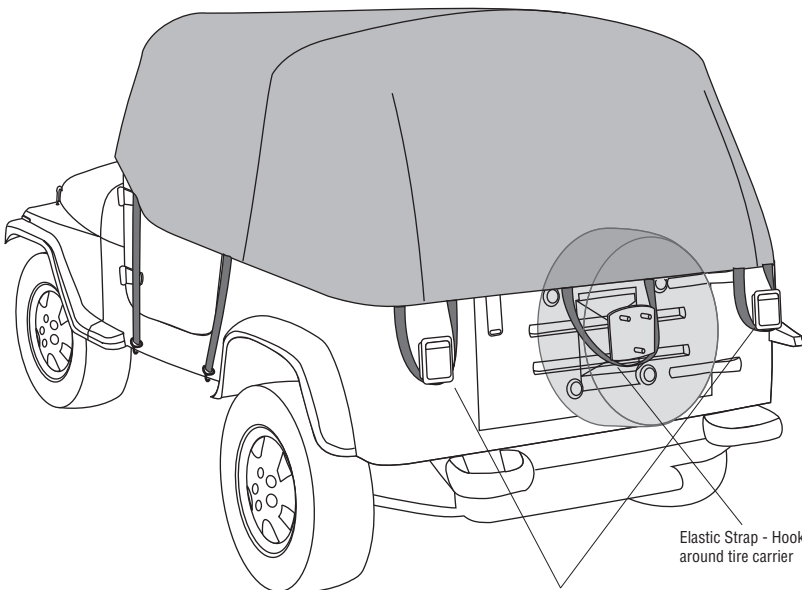
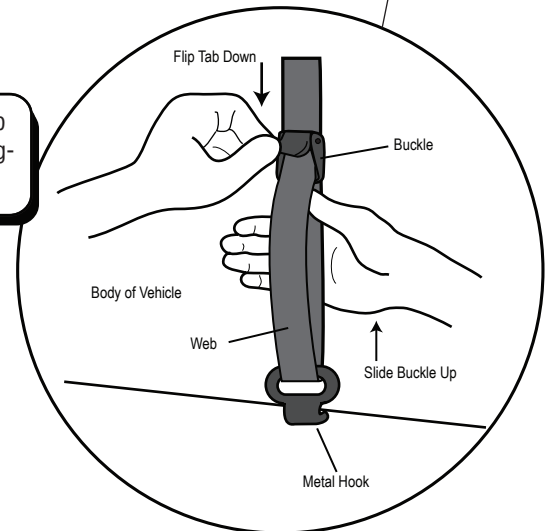
Web Straps Hook to Bottom of Vehicle

Step Two

Locate the two web straps sewn on each side of the Canopy Cover. Pull the straps down and hook them to the bottom of the vehicle. Tighten the straps by pulling up the disengaged buckle. Secure the buckle by flipping the tab of the buckle down.

For the late YJ model (41728) there is a snap located at the front of the cover. This can be snapped to the front door area of the vehicle to give additional security.

For ease of installation: Firmly hold web and buckle up with one hand while engaging the buckle lever down with the other



Elastic Strap - Hook around tire carrier

Elastic Loops - Hook around taillights

Step Three

Locate the three elastic loops sewn to the rear of the Canopy Cover (one small loop on each side of the vehicle and one large loop in the center). Hook the two outside loops around the taillights and hook the center loop around the tire carrier.

LIMITED WARRANTY

We warrant our product to be free from defects in material and workmanship, for the terms specified below, provided there has been normal use and proper maintenance. This warranty applies to the original purchaser only. All remedies under this warranty are limited to the repair or replacement of any item or items found by the factory to be defective within the time period specified.

If you have a warranty claim, first you must call our factory at the number below for instructions. You must retain proof of purchase and submit a copy with any items returned for warranty work. Upon completion of warranty work, if any, we will return the repaired or replaced item or items to you freight prepaid. Damage to our products caused by accidents, fire, vandalism, negligence, misinstallation, misuse, Acts of God, or by defective parts not manufactured by us, is not covered under this warranty.

THE WARRANTY TIME PERIOD IS AS FOLLOWS: ALL "SOFT GOODS" MANUFACTURED BY OUR COMPANY (USING PRIMARILY VINYLs, PLASTICS, AND/OR FOAM): ONE YEAR FROM DATE OF PURCHASE.

ANY IMPLIED WARRANTIES OF MERCHANTABILITY AND/OR FITNESS FOR A PARTICULAR PURPOSE CREATED HEREBY ARE LIMITED IN DURATION TO THE SAME DURATION AND SCOPE AS THE EXPRESS WRITTEN WARRANTY. OUR COMPANY SHALL NOT BE LIABLE FOR ANY INCIDENTAL OR CONSEQUENTIAL DAMAGE.

Some states do not allow limitations on how long an implied warranty lasts, or the exclusion or limitation of incidental or consequential damages, so the above limitations or exclusions may not apply to you.

This warranty gives you specific legal rights, and you may also have other rights which vary from state to state.

For further information or request for warranty work, please contact: Customer Service
877-638-9509

*All or a portion of this product may be made in China

