

ROUGH COUNTRY

SUSPENSION SYSTEMS®

POLARIS 2024 RZR XP4 1000 Rear Cargo Gate

Thank you for choosing Rough Country for all your vehicle needs.

Please read instructions before beginning installation. Check the kit hardware against the kit contents shown below. Be sure you have all needed parts and know where they go.

If question exist, please call us @1-800-222-7023. We will be happy to answer any questions concerning this product.

Check all fasteners for proper torque. Check to ensure for adequate clearance between all components.


Periodically check all hardware for tightness.

Kit Contents:

- Rear Cargo Gate
- 2 - Mounting Bracket
- 6 - 5/16" Nylon Washer
- 2 - 6mm Lock Nut
- 4 - 6mm Flat Washer
- 4 - 6mm x 20mm Button Head Bolt
- 2 - 6mm x 14mm Button Head Bolt

Tools Needed:

- 4mm Allen Wrench
- 10mm Wrench
- T30 Torx





Torque Specs:

Size	Grade 5	Grade 8	Size	Class 8.8	Class 10.9
5/16"	15 ft/lbs	20ft/lbs	6MM	5ft/lbs	9ft/lbs
3/8"	30 ft/lbs	35ft/lbs	8MM	18ft/lbs	23ft/lbs
7/16"	45 ft/lbs	60ft/lbs	10MM	32ft/lbs	45ft/lbs
1/2"	65 ft/lbs	90ft/lbs	12MM	55ft/lbs	75ft/lbs
9/16"	95 ft/lbs	130ft/lbs	14MM	85ft/lbs	120ft/lbs
5/8"	135ft/lbs	175ft/lbs	16MM	130ft/lbs	165ft/lbs
3/4"	185ft/lbs	280ft/lbs	18MM	170ft/lbs	240ft/lbs




INSTALLATION INSTRUCTIONS

1. Remove the two factory bolts with a T30 Torx shown in **Photo 1** and **Photo 2** on the driver side.
2. Repeat for passenger side.



3. Install the two mounting brackets to the rear upper bolt location using the supplied 6mm flat washer and 6mm x 20mm button head bolt. Tighten with a 4mm Allen wrench. **See Photo 3.**
4. Install three of the supplied nylon washers into each pocket as shown in **Photo 4.**



5. Secure the lower cargo gate mounts using the supplied 6mm x 20mm button head bolts and 6mm washers. Tighten with a 4mm Allen wrench. **See Photo 5.**
6. Secure the upper cargo gate to the previously installed mounting brackets using the supplied 6mm x 14mm button head bolts and 6mm lock nuts. Tighten with a 4mm Allen wrench and 10mm wrench. **See Photo 6.**



By purchasing any item sold by Rough Country, LLC, the buyer expressly warrants that he/she is in compliance with all applicable, State, and Local laws and regulations regarding the purchase, ownership, and use of the item. It shall be the buyers responsibility to comply with all Federal, State and Local laws governing the sales of any items listed, illustrated or sold. The buyer expressly agrees to indemnify and hold harmless Rough Country, LLC for all claims resulting directly or indirectly from the purchase, ownership, or use of the items.

