

CAN-AM 2017-20 Maverick X3 Half Windshield

Thank you for choosing Rough Country for all your vehicle needs.

Please read instructions before beginning installation. Check the kit hardware against the kit contents shown below. Be sure you have all needed parts and know where they go.

If question exist, please call us @1-800-222-7023. We will be happy to answer any questions concerning this product. Check all fasteners for proper torque. Check to ensure for adequate clearance between all components.

Periodically check all hardware for tightness.

KIT CONTENTS:

Windshield x1

Stiffening Bar x1

Edging x1

Straps x2

1/4" x 5/8" Button Head Bolts x3

1/4" Lock Nuts x3

1/4" Flat Washers x6




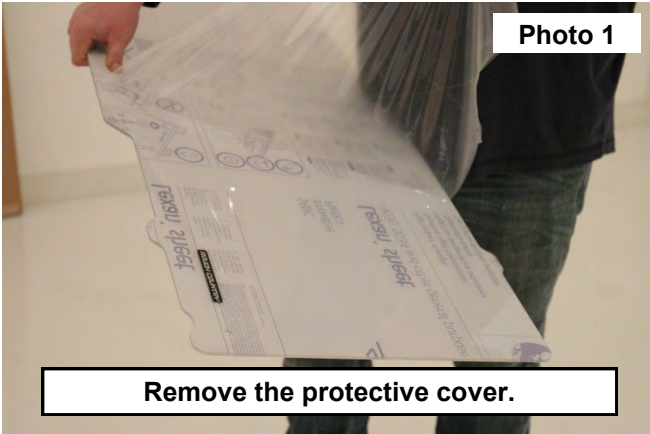
Torque Specs:

Size	Grade 5	Grade 8	Size	Class 8.8	Class 10.9
5/16"	15 ft/lbs	20ft/lbs	6MM	5ft/lbs	9ft/lbs
3/8"	30 ft/lbs	35ft/lbs	8MM	18ft/lbs	23ft/lbs
7/16"	45 ft/lbs	60ft/lbs	10MM	32ft/lbs	45ft/lbs
1/2"	65 ft/lbs	90ft/lbs	12MM	55ft/lbs	75ft/lbs
9/16"	95 ft/lbs	130ft/lbs	14MM	85ft/lbs	120ft/lbs
5/8"	135ft/lbs	175ft/lbs	16MM	130ft/lbs	165ft/lbs
3/4"	185ft/lbs	280ft/lbs	18MM	170ft/lbs	240ft/lbs



INSTALLATION INSTRUCTIONS

1. Clean the surface of the UTV that the windshield will be applied to.
2. Remove the protective cover from the windshield. **See Photo 1.**
3. Install the rubber window edging around the sides and the top of the windshield. Trim any excess edging from the window. **See Photo 2.**




4. Install the stiffening bar along the crease in the windshield using the supplied 1/4" bolts, nuts, and washers. **See Photo 3 and Photo 4.**
5. Place the windshield onto the front of the UTV.



6. **NOTE:** How the strap is wrapped behind the pin and install the strap onto the UTV. **See Photo 5.**
7. Tuck the strap into the windshield. **See Photo 6.**



8. Secure by finishing the wrap around the strap. See Photo 7.
9. Secure the windshield using the remaining straps. See Photo 8.



By purchasing any item sold by Rough Country, LLC, the buyer expressly warrants that he/she is in compliance with all applicable, State, and Local laws and regulations regarding the purchase, ownership, and use of the item. It shall be the buyers responsibility to comply with all Federal, State and Local laws governing the sales of any items listed, illustrated or sold. The buyer expressly agrees to indemnify and hold harmless Rough Country, LLC for all claims resulting directly or indirectly from the purchase, ownership, or use of the items.

